

JEFFERSON HOSPITAL ASSOCIATION

Annual Meeting
September 25, 2025

Serving Our Community

- Mission – Improving health through excellence and compassion
- Vision – To be the healthcare provider and employer of choice for Southeast Arkansas
- Values – CARES
 - Compassion
 - Accountability
 - Respect
 - Excellence
 - Safety



FY 25 Highlights

Escalating Challenges

- Financial Pressures due to Reimbursement
 - Changing Referral Patterns for Southeast Arkansas
 - Continued Decline of South Arkansas Population
 - Power & Cybersecurity
- Financial Improvement Focus
 - Performance Improvement Achievement
 - Reduction of FTEs & Support Structure
 - Service Line & Program Development
 - Physician Recruitment/Urology
 - Jefferson Regional Specialty Hospital
 - Retail Pharmacy Expansion
 - School of Nursing Relocation & Pass Rates



FINANCIAL PERFORMANCE



Statement of Operations

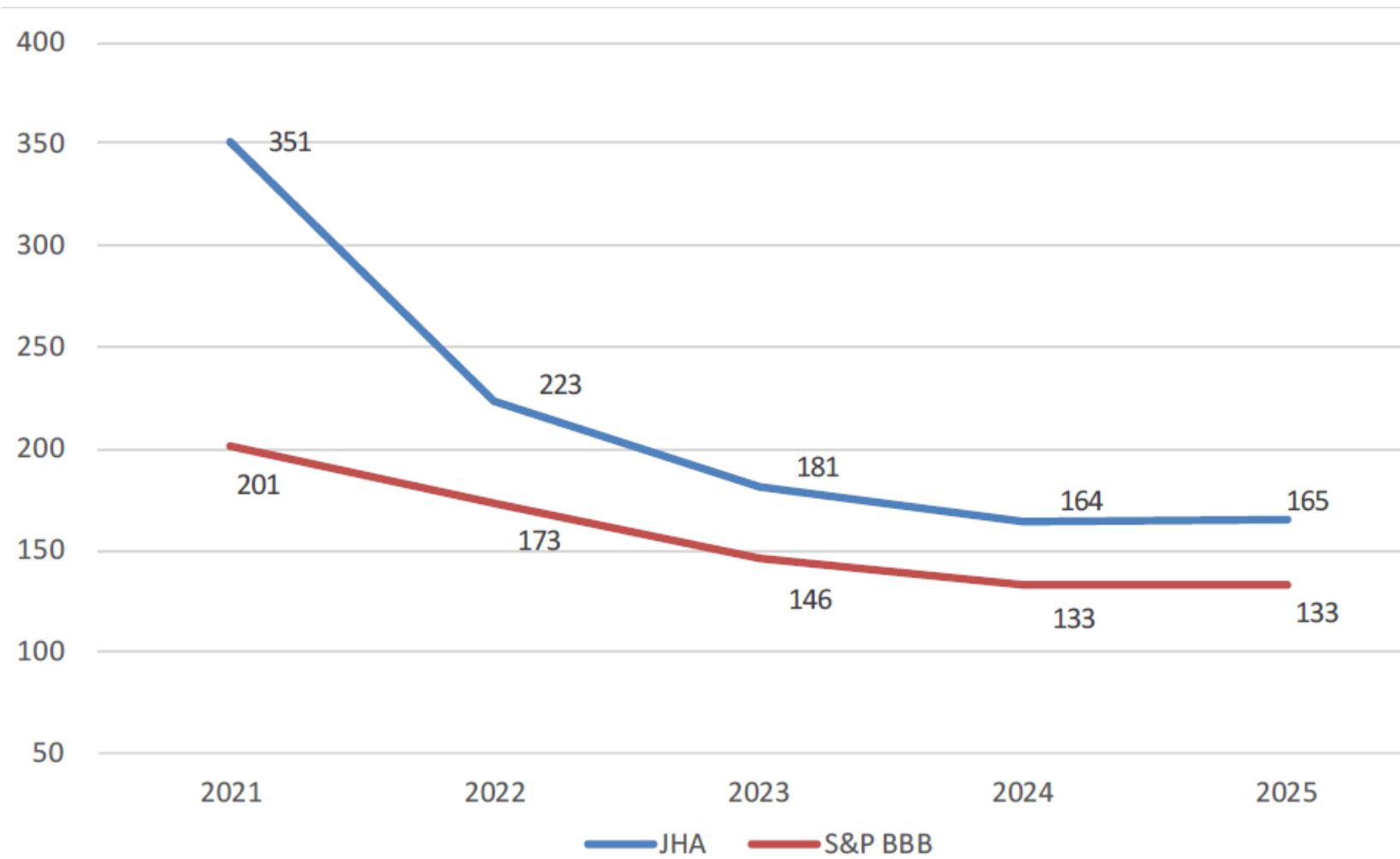
	<u>2021</u>	<u>2022</u>	<u>2023</u>	<u>2024</u>	<u>2025</u>
Revenues, Gains and Other Support Without Donor Restrictions					
Patient service revenue	\$ 195,010,836	\$ 203,594,672	\$ 201,717,365	\$ 198,323,041	\$ 203,022,526
Other	19,411,897	11,821,128	25,664,498	22,709,855	52,897,032
Provider Relief Fund and other support	1,967,413	11,298,355	-	-	-
Total revenues, gains and other support without donor restrictions	<u>216,390,146</u>	<u>226,714,155</u>	<u>227,381,863</u>	<u>221,032,896</u>	<u>255,919,558</u>
Expenses					
Salaries, wages and benefits	100,880,836	108,947,180	111,432,944	113,027,808	117,706,151
Professional fees	22,149,239	22,037,458	22,701,904	23,684,253	22,442,578
Supplies and other	82,611,228	92,332,396	96,785,445	94,076,262	109,064,346
Interest, depreciation and amortization	11,220,293	10,679,995	11,824,887	13,012,762	12,947,188
Total expenses	<u>216,861,596</u>	<u>233,997,029</u>	<u>242,745,180</u>	<u>243,801,085</u>	<u>262,160,263</u>
Operating Loss	(471,450)	(7,282,874)	(15,363,317)	(22,768,189)	(6,240,705)
Other Income (Loss)	<u>28,618,459</u>	<u>(20,800,143)</u>	<u>10,450,545</u>	<u>14,097,916</u>	<u>3,981,373</u>
Excess (Deficiency) of Revenues over Expenses	28,147,009	(28,083,017)	(4,912,772)	(8,670,273)	(2,259,332)
Other Changes in Net Assets, Net	<u>1,147,389</u>	<u>1,449,985</u>	<u>93,205</u>	<u>1,120,270</u>	<u>1,470,910</u>
Increase (Decrease) in Net Assets	29,294,398	(26,633,032)	(4,819,567)	(7,550,003)	(788,422)
Net Assets, Beginning of Year	<u>192,699,861</u>	<u>221,994,259</u>	<u>195,361,227</u>	<u>190,541,660</u>	<u>182,991,657</u>
Net Assets, End of Year	<u>\$ 221,994,259</u>	<u>\$ 195,361,227</u>	<u>\$ 190,541,660</u>	<u>\$ 182,991,657</u>	<u>\$ 182,203,235</u>

Balance Sheet

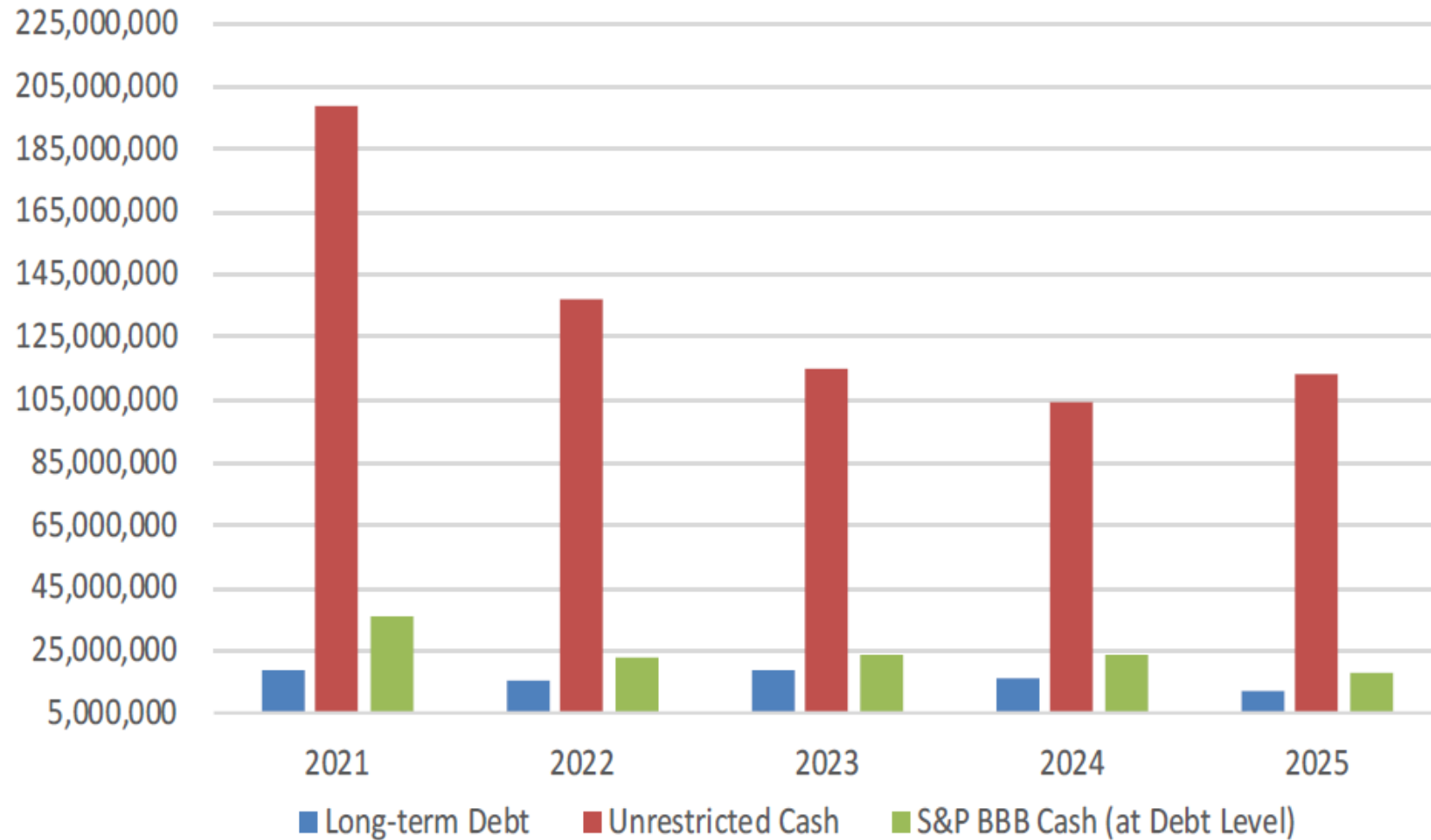
	<u>2021</u>	<u>2022</u>	<u>2023</u>	<u>2024</u>	<u>2025</u>
Assets					
Current Assets					
Cash and cash equivalents	\$ 9,727,246	\$ 4,942,917	\$ 3,858,484	\$ 3,155,846	\$ 9,003,915
Assets limited as to use – current	13,126,465	11,156,937	-	-	-
Patient accounts receivable	21,462,007	25,042,330	24,959,475	23,146,963	23,423,294
Supplies	5,411,812	6,002,113	6,610,684	7,543,885	7,907,299
Other current assets	<u>15,290,967</u>	<u>10,436,987</u>	<u>12,150,392</u>	<u>12,326,317</u>	<u>12,842,419</u>
Total current assets	65,018,497	57,581,284	47,579,035	46,173,011	53,176,927
Assets Limited As To Use	175,875,933	120,921,775	111,384,444	101,449,971	104,164,228
Property and Equipment, Net	74,020,575	85,197,375	86,963,860	86,564,029	84,356,053
Other Assets	<u>7,878,118</u>	<u>9,707,764</u>	<u>10,719,981</u>	<u>15,751,598</u>	<u>9,718,824</u>
Total assets	<u>\$ 322,793,123</u>	<u>\$ 273,408,198</u>	<u>\$ 256,647,320</u>	<u>\$ 249,938,609</u>	<u>\$ 251,416,032</u>
Liabilities and Net Assets					
Current Liabilities*	\$ 35,218,877	\$ 37,050,987	\$ 33,770,470	\$ 36,098,510	\$ 36,598,614
Advances from Third Party Payors	27,030,533	12,301,508	-	-	-
Long-term Debt	19,143,976	15,258,746	18,740,627	16,658,206	12,289,864
Other Liabilities	19,405,478	13,435,730	13,594,563	14,190,236	20,324,319
Net Assets	<u>221,994,259</u>	<u>195,361,227</u>	<u>190,541,660</u>	<u>182,991,657</u>	<u>182,203,235</u>
Total liabilities and net assets	<u>\$ 322,793,123</u>	<u>\$ 273,408,198</u>	<u>\$ 256,647,320</u>	<u>\$ 249,938,609</u>	<u>\$ 251,416,032</u>

* Excluding advances from third party payors, presented separately.

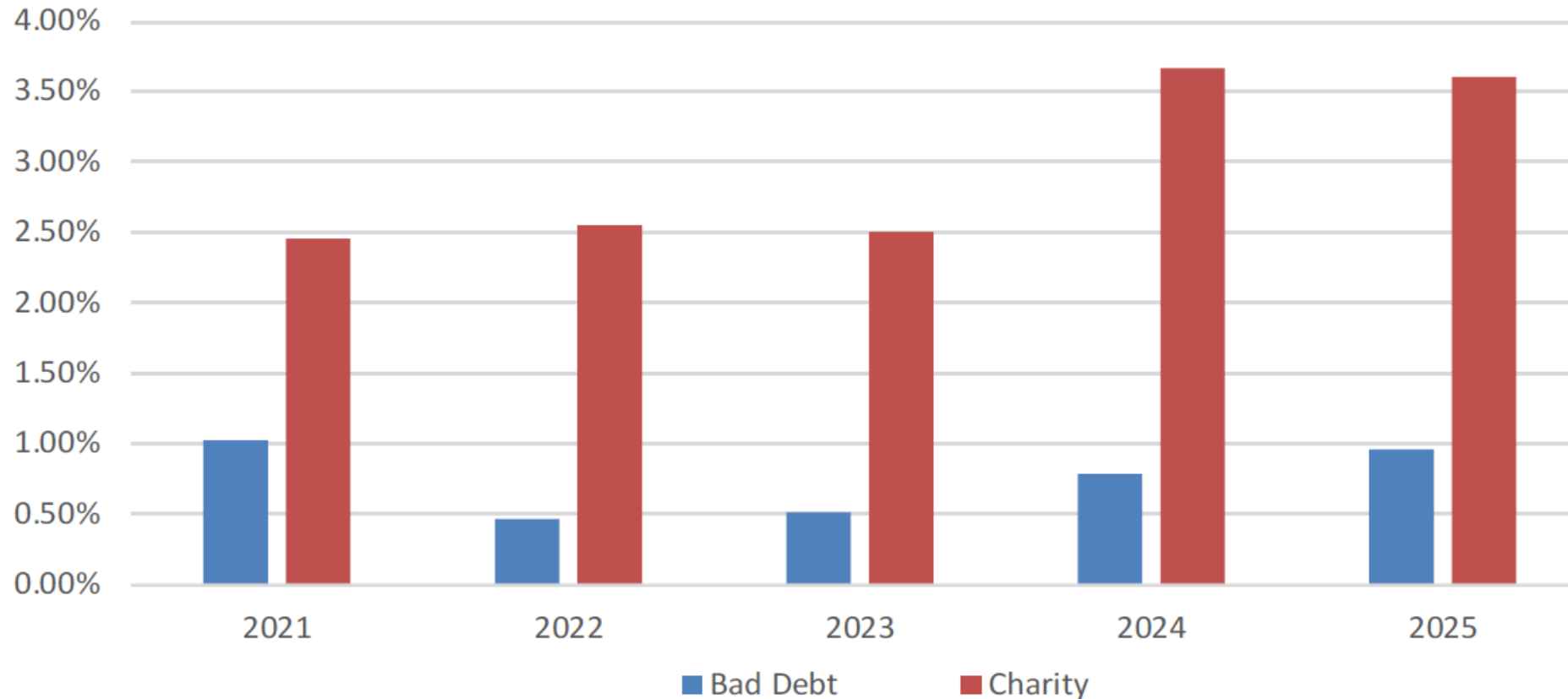
Days Cash On Hand



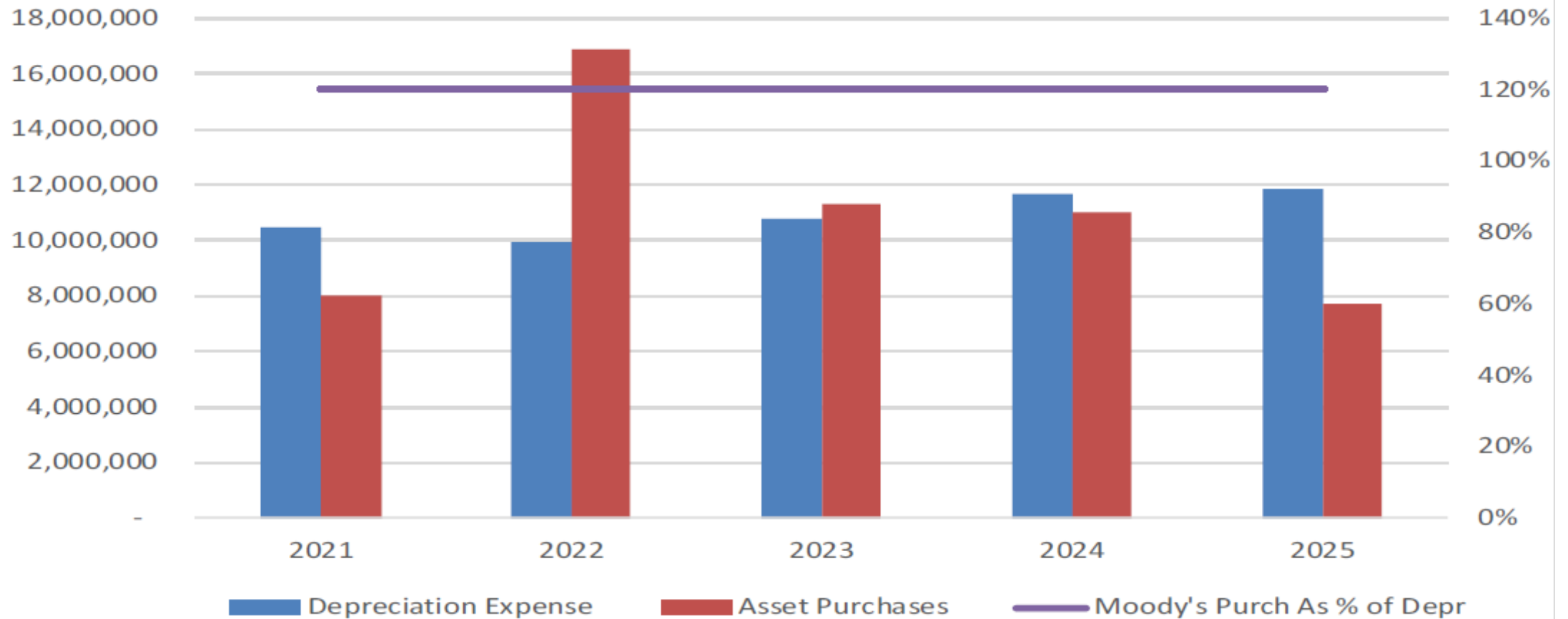
Cash & Investments vs. Long-term Debt



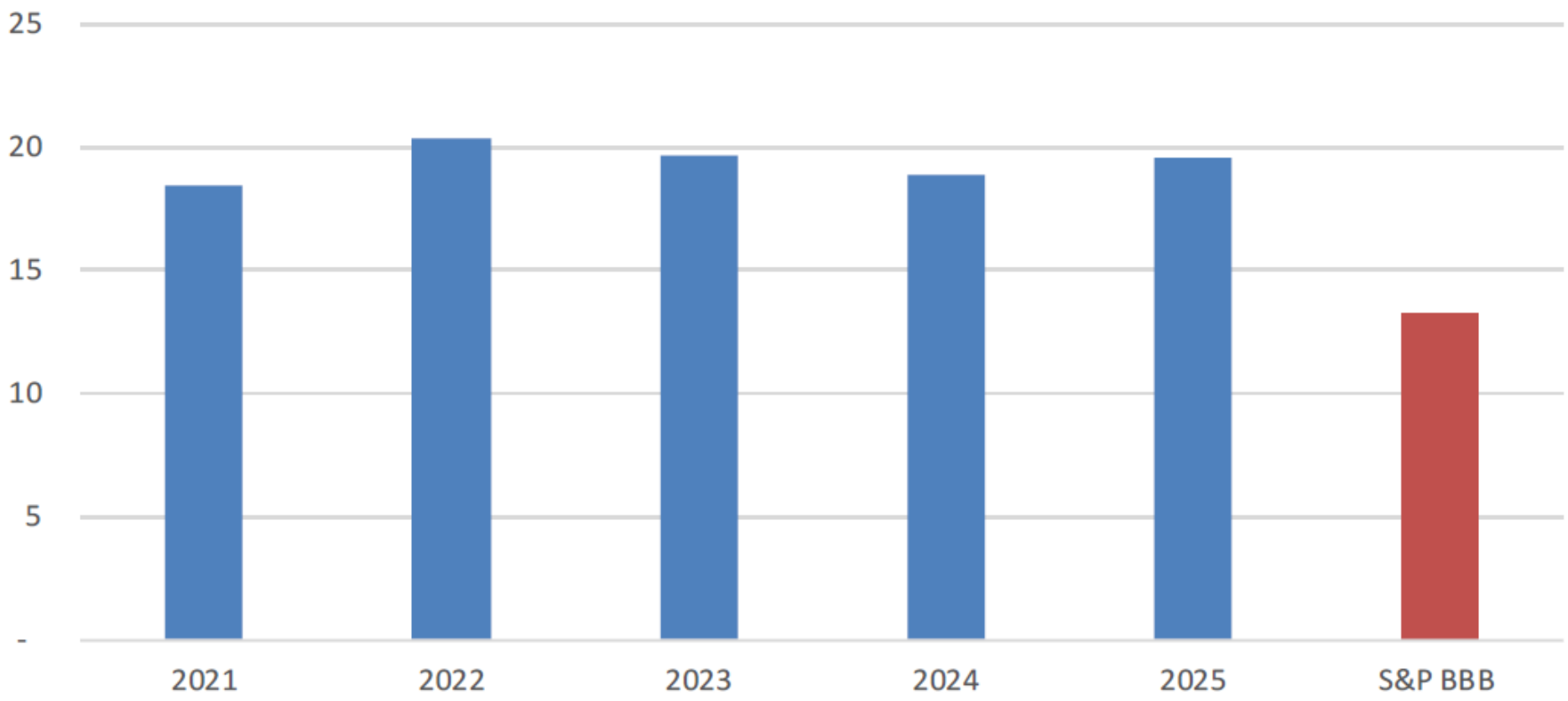
Bad Debt & Charity as Percent of Charges



Capital Investment



Average Age of Plant



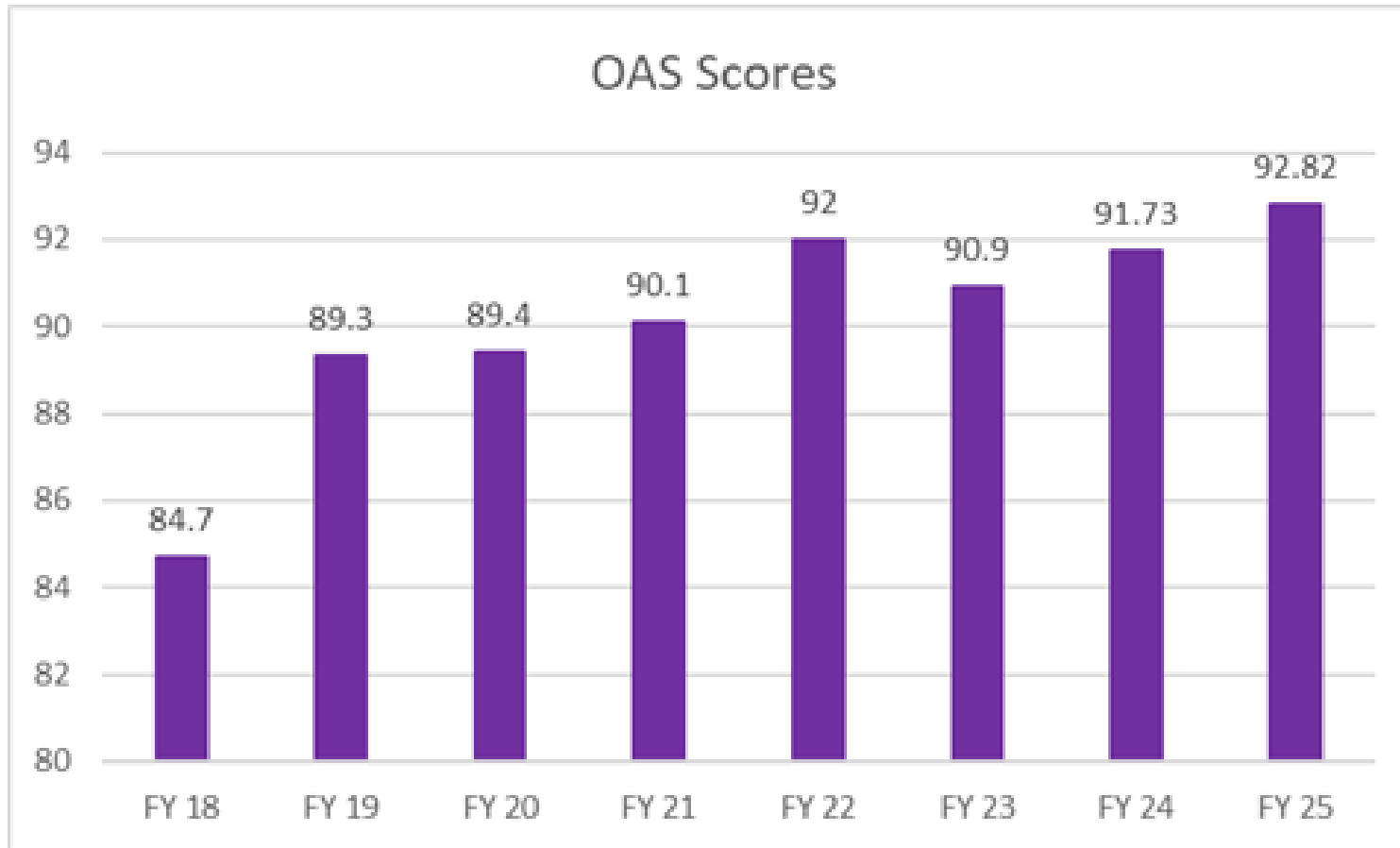
SERVICE EXCELLENCE



HCAHPS

Hospital Compare							
	JR	SVI - LR	Baptist	UAMS	Nat' Park	SVI-HS	Bap - NLR
Responsiveness of Staff	65	56	56	59	53	58	58
Quietness	68	60	60	61	53	59	50
Doctor Communication	80	79	78	79	70	76	75
Nurse Communication	74	72	74	75	72	76	69
Cleanliness	67	56	55	69	62	69	53
Discharge	84	85	83	86	81	85	81
Care Transitions	48	48	48	51	44	48	46
Rate	66	66	67	71	64	73	60
Med Communication	56	53	56	60	51	57	51
Leapfrog Score	B	C	B	B	C	A	C
Updated 7/8/25							
7/23-6/24 HCAHPS Time Period							
Spring 2025 Safety Grade							

Outpatient Experience – OAS Survey



Quality & Safety

- CMS Inpatient Hospital Quality Publicly Reporting Measures (IQR)
 - Improvement in 14 of 20 quality measures
- Success in the Medicaid Quality Improvement Program with a \$201,766 incentive payment
- Improved the Publicly Reported Hospital Quality Performance and Letter Grade to a B
- Maintained the CMS Publicly Reported Care Compare Star Rating

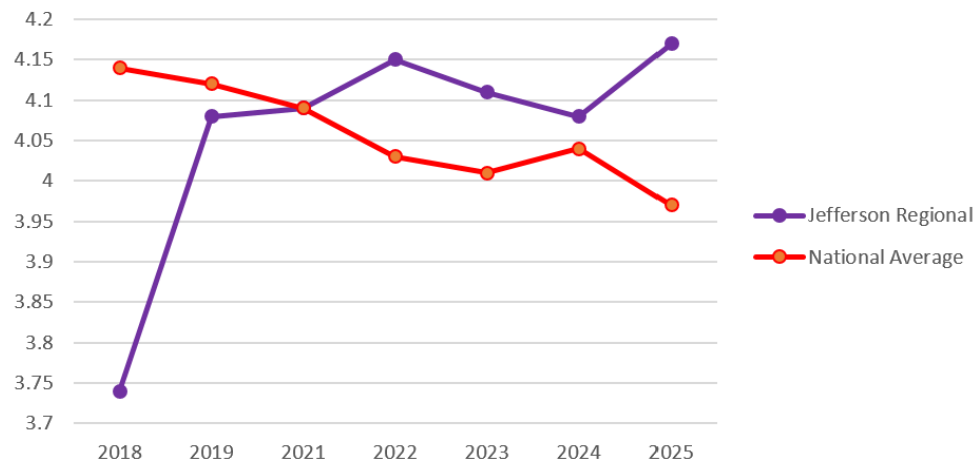
Employee Engagement



	% Rank	Response Rate
2025	77	79
2024	53	80
2023	62	79
2022	65	82
2021	46	85
2019	44	91
2018	3	72



Employee Engagement



BUSINESS DEVELOPMENT



Jefferson Regional Specialty Hospital

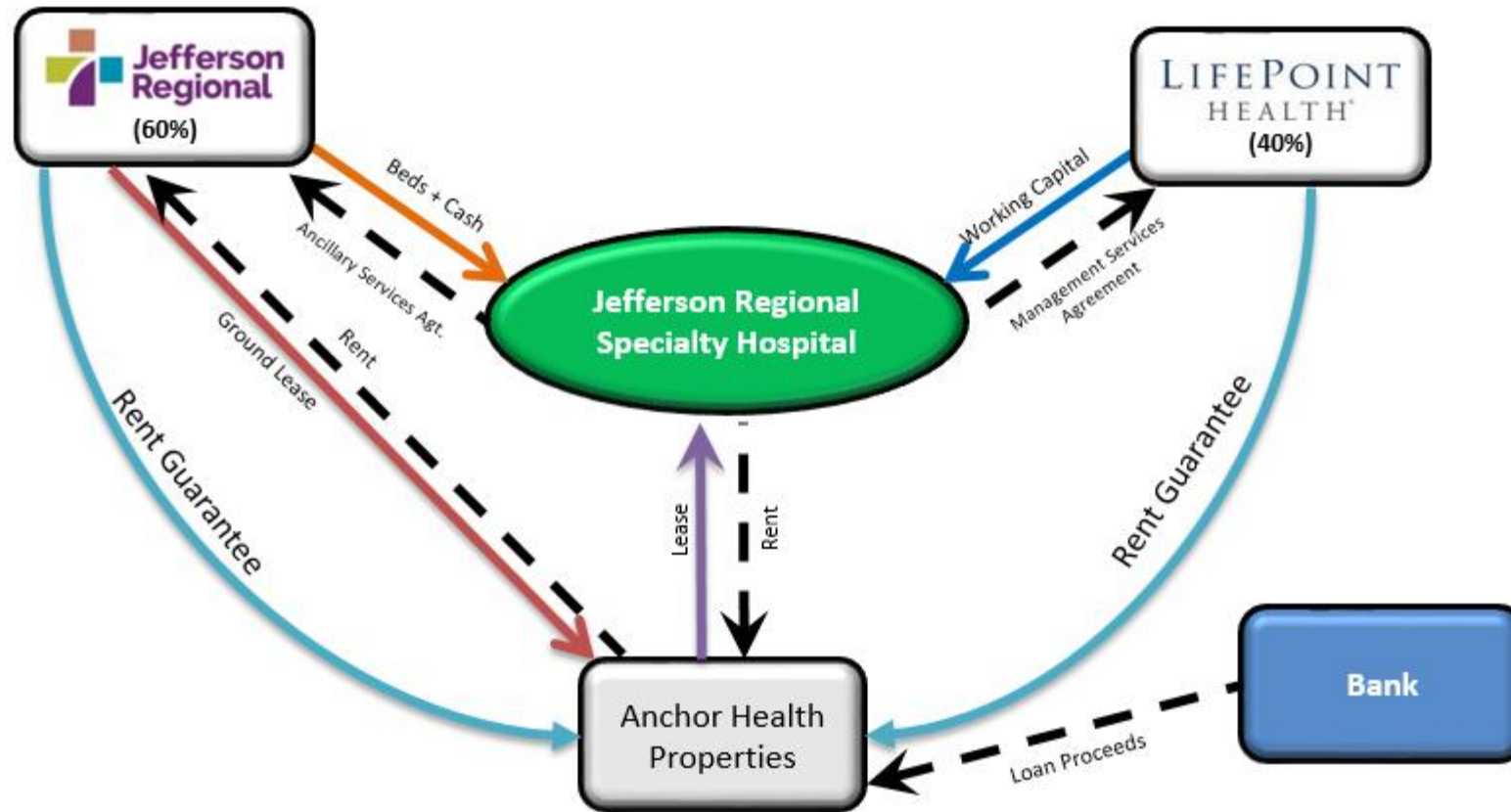
- 76 bed facility
 - 40 acute inpatient rehab beds
 - 36 behavioral health beds



Jefferson Regional Specialty Hospital Highlights

- Opened June 2024
- Operational in Inpatient Rehab, Behavioral Health (adult) & Geriatric Psych
- Inpatient Rehab census climbing
- Challenges with linking Behavioral Health (adult) with state Medicaid
- Implemented dialysis & other programs

Jefferson Regional Specialty Hospital



Urology Service Line



 **Jefferson Regional
Urology Associates**

Nathan Green, MD
Lizzie Hartz, APRN

Accepting New Patients!

To schedule an appointment call
870-541-6060.



Acute Kidney Stone
Hotline
870-541-6062

Nick Scherzer, MD
Nathan Green, MD **Jordan Hanberry, MD**



Nick Scherzer, MD

 **Jefferson Regional
Urology Associates**

Now seeing patients in
Sheridan

.....

Call for an appointment today!
870-541-6060



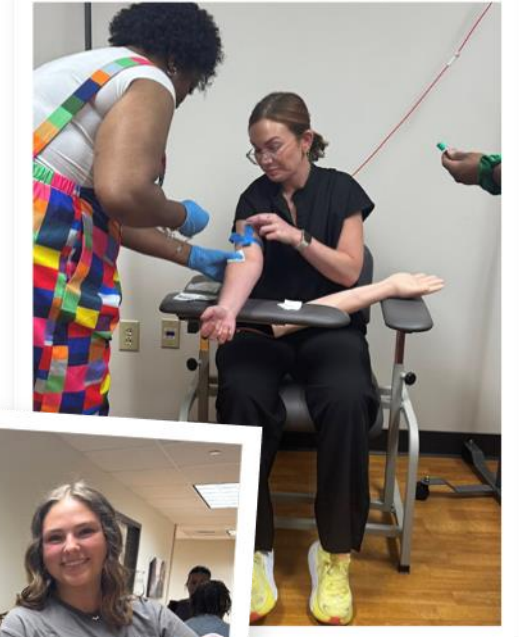
I-530 Medical Mall



• ARHA Educational Opportunities

Arkansas Rural Health Academy Programs

- **Emergency Clinical Certifications & Trainings**
 - Patient Care Technician (PCT)
 - Medical Assistant (MA)
 - Phlebotomy
 - EKG Technician
- **Emergency Medical Services Trainings**
 - Emergency Medical Technician (EMT)
 - Paramedic
 - Community Paramedicine
- **Simulation & Clinical Skills Lab**
- **Mental Health First Aid (MFHA)**
- **Community Health Worker (CHW)**
- **Soft-Skills Training**
- **Grant Writing Workshops**



ARKANSAS
RURAL HEALTH
ACADEMY

COMMUNITY



Community Events

Women's Wellness Wednesday



Jefferson Regional

WOMEN'S
Wellness
WEDNESDAY

Wednesday, October 23rd | White Hall Community Center

9801 Dollarway Road • White Hall, AR 71602
RSVP 870-541-7636

The poster features a stylized, colorful silhouette of a woman in a dynamic pose, set against a background of watercolor splashes in shades of purple, pink, and blue. The text is arranged in a clean, modern layout.

Community Events

March Madness

JeffersonRegional

MARCH MADNESS
2025
WELLNESS EVENT

Tuesday March 18th 2025
4PM-7PM
White Hall Community Center
9801 Dollarway Road
White Hall, AR 71602

FREE Health Screenings!

FREE PSA Blood Test	FREE Cancer Screening	FREE Grip Strength Testing	FREE Urology Education & Product Demonstrations
FREE Diabetic Testing	FREE Mammogram Education	FREE Balance Testing	
FREE Cholesterol Testing	FREE Weight/Body Fat Percentage	FREE Stroke Education	
FREE Blood Pressure Checks			

FREE Wings & Pizza!
Watch the game/pre-game on the BIG Screen TV!
Grand Prize sponsored by Hunter's Refuge: \$500 Gift Card!

Meet Our Urologists:

JeffersonRegional Urology Associates
Nathan Green, MD
Nick Scherzer, MD
Jordan Hanberry, MD



Community Events Business Expo



Community Benefit

Charity Care \$ 6,884,000

Unreimbursed Medicaid \$ 3,416,000

Uncollectable Accounts \$ 1,738,000

Total - \$ 12,038,000

JEFFERSON REGIONAL FOUNDATION



Pretty in Pink Luncheon



Golf Tournament



COMING SOON!

Providing lodging for patients of the Jefferson Regional Jones-Dunklin Cancer Center

DONNA TERRELL'S WARRIOR LODGE



Nelson Architectural Group
PINE BLUFF, ARKANSAS



Foundation

**We're Going Pink
This Fall!**



pink out 5k

OCTOBER 4, 2025



For more information or to register, scan the QR code or call the **Pine Bluff Wellness Center** at 870-541-7890.



DINK **1PM**
for
Pink!

PICKLEBALL TOURNAMENT

OCT 5
2025



White Hall
Community
Center

\$40 single person entry
\$80 Team entry (2 person teams)

Benefits:  **Jefferson Regional
Breast Center**

All players should be familiar with the rules prior to registering * Deadline for registration is September 12th

- I Give Employee Campaign
 - 375 Employees Participate
 - \$80,000 Annually
- Upcoming Events
 - Pink out 5K – Saturday, October 4
 - Dink for Pink – Sunday, October 5
 - Pretty in Pink Luncheon – Wednesday, October 22

Winter
W O N D E R L A N D
Ball 2026

Save The Date • February 28, 2026 • White Hall Community Center

 **Jefferson Regional
Foundation**

Tickets \$250 • Live Entertainment

**For ticket and sponsorship information contact
Laura Beth Shaner at 870-541-7210**



JEFFERSON COUNTY BOARD OF GOVERNORS



Jefferson County Board of Governors

- The Board of Governors consists of seven members appointed by the County Judge and approved by the Quorum Court.
- The current members are:
 - Stephen Broughton, MD, Chair
 - Eugene Hunt
 - Shirley Washington
 - David Jacks, MD
 - Harold Pointer
 - Daniel Robinson
 - Archie Sanders

FUTURE



Fiscal Year 2026 Focus

- Long Term Stabilization Strategies
- Broadening awareness & seeking solutions for financial challenges & the need for stronger reimbursement with state & federal leaders
- Operating performance improvement & cash preservation
- Growth & Market Share
- Patient Experience, Quality & Safety
- Recruitment & Retention of Staff